

CoT & ????

==

--	--	--	--

 “

--	--	--

 ”






























--	--	--	--	--	--

?????

Diagram illustrating memory layout with three rows of blocks:

- Row 1: A block of 4 blocks, followed by a gap, then a block of 16 blocks, with the label "o1" between them.
- Row 2: A single block of 16 blocks.
- Row 3: A single block of 32 blocks.

Chain of Thought

1. 
2. 
 1. 
 2. 
 3. 
3. 
 1. 
4.  “ ”  “ ”  AGI 
5.  **self attention**  “ ” 
6.  RL  Test Time Scaling law  Scaling Law
 RL Scaling Law 
 S  S 
 S 
7.  “

Scaling Law
Test Time

??????

-
1. [] KV cache
2. [] kv cache []
3. []
4. []
1. []
2. [] kv cache [] / []
5. [] loss []

?????TTT???

The diagram consists of two horizontal bars. The top bar is labeled 'LLM' and is composed of 20 small squares. The bottom bar is labeled 'test-time compute' and is composed of 10 small squares.


LLM o3

11

????????????????/??

- ?CoT????

- # CoT???

1. CoT  CoT
- 
2.  “” “”
- 

3. " "
-
4.
-
1. exploration
- exploit
-
2. " "
3.
1. RL BARL

????

CoT

RL

https://mp.weixin.qq.com/s/rDjdgKS_qSfUwqCuoEjjsA